



### District Report Card: 2017


<b>State:</b> Tamil Nadu	<b>District:</b> Viluppuram
<b>Class:</b> 3	<b>Subject:</b> Mathematics
<b>Schools:</b> 60	<b>Students:</b> 1053


### Participation/Coverage


#### Students

<div>GENDER</div> <div></div>	Boys		Girls	
	Number	%	Number	%
	481	45.68	572	54.32

<div>AREA</div> <div></div>	Rural		Urban	
	Number	%	Number	%
	927	88.03	126	11.97

<div>CATEGORY</div> <div></div>	SC		ST		OBC		GEN	
	Number	%	Number	%	Number	%	Number	%
	382	36.28	111	10.54	539	51.19	21	1.99

<div>CWSN</div> <div></div>	LD	VI	HI	S&LD	ID	Oth
	0	0	1	2	1	24

<div>Management</div> <div></div>	Government		Government-aided	
	Number	%	Number	%
	858	81.48	195	18.52

### Average Performance of Students in Mathematics (%)

Overall	Gender		Area		Management		Social Group			
	Male	Female	Rural	Urban	Govt.	Aided	SC	ST	OBC	GEN
67.55	67.62	67.48	68.25	62.38	66.74	71.08	71.57	68.17	64.38	72.38

## Performance on Learning Outcomes (LOs)

Learning Outcomes	Description	Average Performance(%)
M301	Reads and writes numbers up to 999 using place value	63.43
M302	Compares numbers up to 999 based on their place values	78.63
M303	Solves simple daily life problems using addition and subtraction of three digit numbers with and without regrouping	64.61
M304	Constructs and uses the multiplication facts (up till 10) in daily life situations	68.09
M305	Analyses and applies an appropriate number operation in the situation/ context	49.00
M306	Explains the meaning of division facts by equal grouping/sharing and finds it by repeated subtraction	65.53
M309	Identifies and makes 2D-shapes by paper folding, paper cutting on the dot grid, using straight lines etc.	87.20
M311	Fills a given region leaving no gaps using a tile of a given shape	56.90
M312	Estimates and measures length and distance using standard units like centimeters or meters & identifies relationships	34.04
M317	Reads the time correctly to the hour using a clock/watch	73.50
M318	Extends patterns in simple shapes and numbers	61.62
M319	Records data using tally marks, represents pictorially and draws conclusions	85.85

Range of Performance of Students who Answered Correctly							
Below 30%		30% - 50%		50% - 75%		Above 75%	
Number	%	Number	%	Number	%	Number	%
48	4.56	167	15.86	443	42.07	395	37.51

## Lowest Performing Learning Outcomes (LOs)

- 1 - Estimates and measures length and distance using standard units like centimeters or meters & identifies relationships (34.04)
- 2 - Analyses and applies an appropriate number operation in the situation/ context (49.00)
- 3 - Fills a given region leaving no gaps using a tile of a given shape (56.90)
- 4 - Extends patterns in simple shapes and numbers (61.62)
- 5 - Reads and writes numbers up to 999 using place value (63.43)